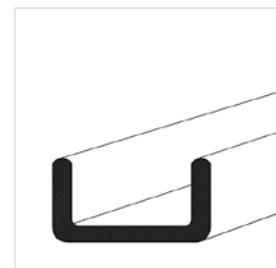


SPEZIALPROFILE

■ U-BAUSTAHL S235JR (FAHRZEUGBAU)

EN10162/EN10025

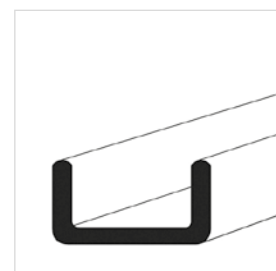
mm	mm	mm	Länge m	kg/m	GTIN	mm	mm	mm	Länge m	kg/m	GTIN
30	30	3	6	1,870	4062768101302	65	50	5	6	5,830	4062768101548
33	33	3	6	1,950	4062768101319	70	50	4	6	4,930	4062768101555
36	36	3	6	2,400	4062768101326	80	40	3	6	3,540	4062768101562
40	20	3	6	1,670	4062768101340	80	50	4	6	5,320	4062768101609
40	25	3	6	1,880	4062768101357	80	50	5	6	6,420	4062768101616
40	35	4	6	3,020	4062768101364	80	70	5	6	7,990	4062768101647
40	40	2	6	1,820	4062768101913	90	50	5	6	6,810	4062768101654
40	40	3	6	2,470	4062768101371	100	50	4	6	5,870	4062768101685
40	40	4	6	3,550	4062768101388	100	50	5	6	7,220	4062768101692
46	45	3	6	2,950	4062768101401	100	50	6	6	8,500	4062768101708
50	25	3	6	2,120	4062768101418	100	60	5	6	8,240	4062768101715
50	30	3	6	2,350	4062768101432	100	70	6	6	10,300	4062768101722
50	40	4	6	3,670	4062768101456	108	55	5	6	7,810	4062768101739
50	50	3	6	3,400	4062768140387	120	50	4	6	6,510	4062768101746
50	50	4	6	4,380	4062768101463	120	60	6	6	10,400	4062768101777
54	45	4	6	4,110	4062768101487	140	60	6	6	11,300	4062768101807
60	30	3	6	2,590	4062768101494	160	60	4	6	8,640	4062768101821
60	40	4	6	3,960	4062768101517	160	60	4	12	8,640	4062768101838
60	60	3	6	4,007	4062768101920	160	65	6	6	12,750	4062768101845
62	45	4	6	4,360	4062768101524	200	80	6	6	16,000	4062768101876

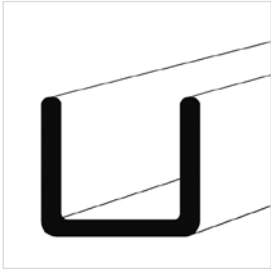


■ U-BAUSTAHL S235JR VERZINKT (FAHRZEUGBAU)

EN10162/EN10025

mm	mm	mm	Länge m	kg/m	GTIN	mm	mm	mm	Länge m	kg/m	GTIN
30	30	3	6	1,990	4062768102002	60	30	3	6	2,720	4062768102118
33	33	3	6	2,380	4062768102019	60	40	4	6	4,120	4062768102125
36	36	3	6	2,490	4062768102026	62	45	4	6	4,760	4062768102132
40	20	3	6	1,740	4062768102033	65	50	5	6	6,122	4062768102149
40	35	4	6	3,210	4062768102040	70	50	4	6	5,128	4062768102156
40	40	3	6	2,600	4062768102057	80	40	3	6	3,682	4062768283848
46	45	3	6	3,130	4062768102064	80	50	4	6	5,426	4062768192591
50	25	3	6	2,310	4062768102071	80	50	5	6	6,677	4062768102163
50	30	3	6	2,470	4062768102088	90	50	5	6	7,014	4062768102170
50	40	4	6	3,817	4062768102095	100	50	5	6	7,509	4062768102187
50	50	4	6	4,600	4062768102231	120	60	6	6	10,712	4062768102194
54	45	4	6	4,275	4062768102101	140	60	6	6	11,639	4062768102200
						160	65	6	6	13,133	4062768102217
						200	80	6	6	16,480	4062768102224





■ **U-BORDWANDPROFIL S235JR SCHWARZ**
EN10162/EN10025

mm	mm	mm	Länge m	kg/m	GTIN
20	20	1,5	6	0,670	4062768101104
23	23	1,5	6	0,770	4062768101128
25	25	1,5	6	0,830	4062768101135

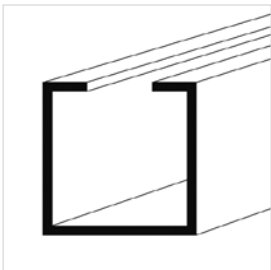
mm	mm	mm	Länge m	kg/m	GTIN
28	28	1,5	6	0,940	4062768101159
30	30	1,5	6	1,010	4062768101166
30	30	2,0	6	1,340	4062768101173



■ **U-BORDWANDPROFIL DX51+Z140/S220GD+Z200 SENDZIMIRVERZINKT**
EN10162/EN10025

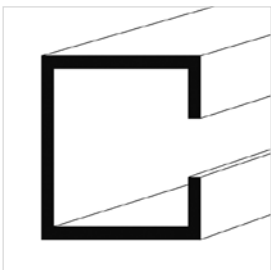
mm	mm	mm	Länge m	kg/m	GTIN
20	20	1,5	6	0,670	4062768249790
21	21	1,5	6	0,720	4062768284661
23	23	1,5	6	0,770	4062768251236
25	25	1,5	6	0,830	4062768251564

mm	mm	mm	Länge m	kg/m	GTIN
28	28	1,5	6	0,940	4062768251892
30	30	1,5	6	1,010	4062768252110
30	30	2,0	6	1,340	4062768252233



■ **TRENNWAND-MARKISENPROFIL S235JR**
EN10162/EN10025

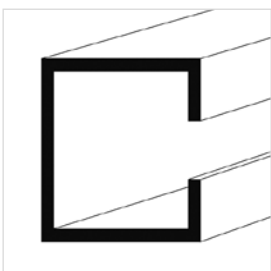
mm	mm	mm	mm	Länge m	kg/m	GTIN
30	30	10	2	6	1,580	4062768100893
40	40	10	2	6	2,052	4062768100916



■ **C-PROFIL S235JR (LEICHTBAU)**
EN10162/EN10025

mm	mm	mm	mm	Länge m	kg/m	GTIN
40	40	12	3	6	2,830	4062768101272
60	40	15	3	6	3,600	4062768193154
80	40	15	3	6	4,190	4062768101197
100	40	15	3	6	4,660	4062768101203
120	40	15	3	6	5,130	4062768101210

mm	mm	mm	mm	Länge m	kg/m	GTIN
140	40	15	3	6	5,600	4062768101227
160	40	15	3	6	6,080	4062768101234
180	40	15	3	6	6,550	4062768101241
200	40	15	3	6	7,020	4062768101258
220	40	15	3	6	7,350	4062768101265

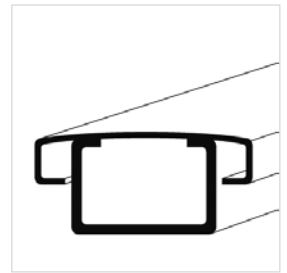


■ **C-PROFIL S235JR (LEICHTBAU) FEUERVERZINKT**
EN10162/EN10025

mm	mm	mm	mm	Länge m	kg/m	GTIN
60	40	15	3	6	3,600	4062768170582
200	40	15	3	6	7,370	4062768241817

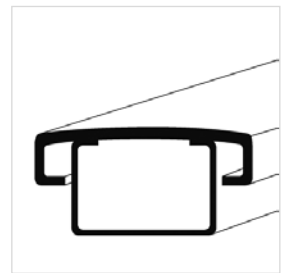
■ BRÜCKENGELÄNDERHANDLAUF S235JR UNTERGURT
EN10162/EN10025

mm	mm	mm	mm	Länge m	kg/m	GTIN
80	50	16	40	6	5,770	4062768102392
80	50	16	40	10	5,770	4062768102422
80	50	16	40	12	5,770	4062768102439



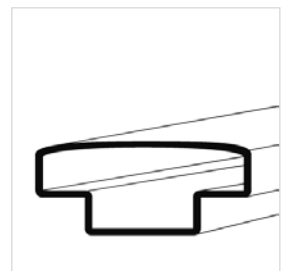
■ BRÜCKENGELÄNDERHANDLAUF S235JR OBERGURT
EN10162/EN10025

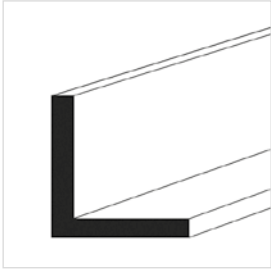
mm	mm	mm	mm	Länge m	kg/m	GTIN
120	25	20	4	6	5,780	4062768102385
120	25	20	4	10	5,780	4062768102408
120	25	20	4	12	5,780	4062768102415



■ BRÜCKENHANDLAUF S235JR EINTEILIG
EN10025

mm	mm	mm	mm	Länge m	kg/m	GTIN
120	55	65	4	12	10,000	4062768102446

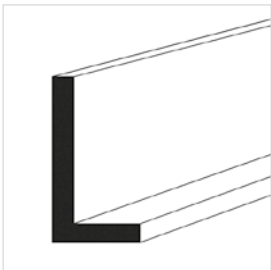




WINKELSTAHL S235JR SCHARFKANTIG GLEICHSCHENKLIG

EN10025

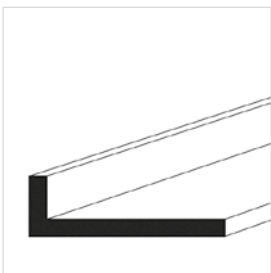
mm	mm	mm	Länge m	kg/m	GTIN	mm	mm	mm	Länge m	kg/m	GTIN
10	10	2	6	0,280	4062768098824	35	35	3	6	1,580	4062768098947
15	15	2	6	0,490	4062768098831	35	35	4	6	2,070	4062768098954
15	15	3	6	0,620	4062768098848	40	40	3	6	1,810	4062768098961
20	20	2	6	0,590	4062768098855	40	40	4	6	2,390	4062768098978
20	20	3	6	0,860	4062768098862	40	40	5	6	2,910	4062768098985
25	25	2	6	0,750	4062768098886	50	50	3	6	2,250	4062768099012
25	25	3	6	1,120	4062768098893	50	50	4	6	3,010	4062768099029
25	25	4	6	1,430	4062768098909	50	50	5	6	3,730	4062768099036
30	30	2	6	1,080	4062768098916	60	60	3	6	2,810	4062768099043
30	30	3	6	1,320	4062768098923	60	60	5	6	4,430	4062768099067



WINKELSTAHL S235JR SCHARFKANTIG UNGLEICHSCHENKLIG

EN10025

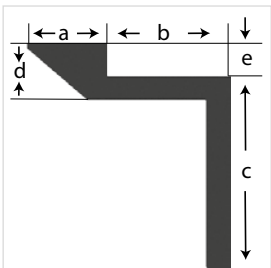
mm	mm	mm	Länge m	kg/m	GTIN	mm	mm	mm	Länge m	kg/m	GTIN
20	10	2	6	0,450	4062768099081	40	25	3	6	1,500	4062768099203
20	10	3	6	0,640	4062768099098	40	25	4	6	1,750	4062768099210
20	14	3	6	0,730	4062768099104	40	30	4	6	2,080	4062768099234
25	15	3	6	0,870	4062768099111	50	25	3	6	1,710	4062768099272
30	16	3	6	1,020	4062768099128	50	30	4	6	2,430	4062768099296
30	20	3	6	1,110	4062768099142	60	30	3	6	2,050	4062768099340
30	20	4	6	1,430	4062768099159	60	30	4	6	2,700	4062768099357
40	20	3	6	1,340	4062768099180	60	40	4	6	3,020	4062768099364
40	20	4	6	1,770	4062768099197	80	40	4	6	3,650	4062768099388



WINKELÄHNLICHER STAHL S235JR

EN10025

mm	mm	mm	mm	Länge m	kg/m	GTIN
53	16	10	8	6	4,000	4062768099418



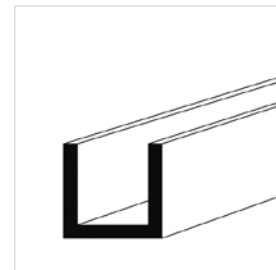
BODENBELAGSWINKEL S235JR

EN10025

a	b	c	d	e	Länge	kg/m	GTIN
mm	mm	mm	mm	mm	m		
16	24	40	10	5	6	3,300	4062768099449
20	30	50	10	5	6	4,120	4062768099456
20	30	50	12	7	6	4,480	4062768099463
20	30	50	14	7	6	5,500	4062768099470
20	30	50	17	10	6	5,700	4062768099487

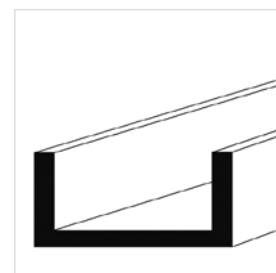
■ ROLLADEN-U-STAHL S235JR SCHARFKANTIG
EN10025

mm	mm	mm	Länge m	kg/m	GTIN	mm	mm	mm	Länge m	kg/m	GTIN
12	12,5	2,0	6	0,520	4062768100145	28	40	2,75	6	2,230	4062768100237
12	20	1,5	6	0,540	4062768100152	30	30	2,0	6	1,350	4062768100244
15	15	1,5	6	0,490	4062768100169	30	30	2,5	6	1,670	4062768100251
15	20	1,5	6	0,600	4062768100176	30	30	3,0	6	1,850	4062768100268
20	20	2,0	6	0,880	4062768100183	33	50	3,75	6	3,750	4062768100282
20	20	2,5	6	1,080	4062768100190	36	36	3,0	6	2,400	4062768100299
25	25	2,0	6	1,120	4062768100206	40	40	3,0	6	2,690	4062768100312
25	25	2,5	6	1,380	4062768100213	50	50	4,0	6	4,460	4062768100336
25	25	4,0	6	2,100	4062768100220	60	55	5,0	6	6,290	4062768100343



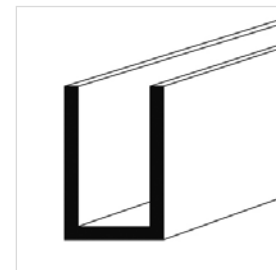
■ U-STAHL S235JR SCHARFKANTIG
EN10025

mm	mm	mm	Länge m	kg/m	GTIN	mm	mm	mm	Länge m	kg/m	GTIN
20	15	2,5	6	0,900	4062768099968	50	25	3,0	6	2,220	4062768099883
24	15	2,0	6	0,790	4062768099838	50	30	3,25	6	2,650	4062768100022
30	15	3,0	6	1,280	4062768099845	50	30	4,0	6	3,210	4062768099890
30	20	4,0	6	1,980	4062768099982	60	30	3,0	6	2,720	4062768099906
36	24	3,0	6	1,850	4062768099869	60	30	4,0	6	3,550	4062768099913
40	24	3,25	6	2,080	4062768100008	60	38	4,0	6	4,050	4062768099920
45	27	3,25	6	2,380	4062768100015	80	25	3,5	6	3,400	4062768100077



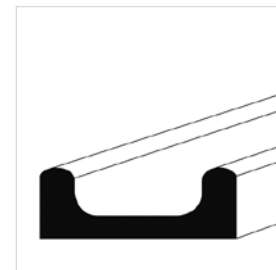
■ WELLENGITTER-U-STAHL S235JR
EN10162/EN10025

mm	mm	mm	Länge m	kg/m	GTIN
10	30	2	6	0,980	4062768100121



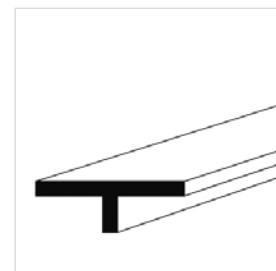
■ GITTER-U-STAHL S235JR HESPENSTAHL
EN10025

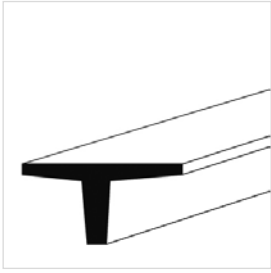
mm	mm	mm	mm	Länge m	kg/m	GTIN
25	8	4	5,5	6	1,140	4062768102521
30	8	4	5,5	6	1,240	4062768102538
40	13	5	7,0	6	2,250	4062768102545



■ T-STAHL S235JR BREITFLANSCHIG SCHARFKANTIG
EN10025

mm	mm	mm	Länge m	kg/m	GTIN
40	20	3	6	1,360	4062768099623
60	39	4	6	3,100	4062768099630





T-STAHL S235JR BREITFLANSCHIG RUNDKANTIG
EN10025

mm	mm	mm	Länge m	kg/m	GTIN
40	20	4,5	6	2,000	4062768099654
50	25	5,0	6	2,800	4062768099661
60	30	5,5	6	3,640	4062768099678
70	35	6,0	6	4,750	4062768099685
80	40	7,0	6	6,210	4062768099692

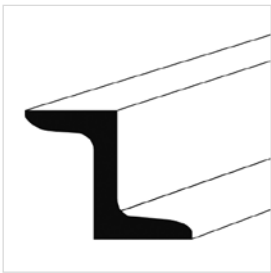
mm	mm	mm	Länge m	kg/m	GTIN
80	40	7,0	12	6,210	4062768099708
100	50	8,5	6	9,420	4062768099715
100	50	8,5	12	9,420	4062768099722
120	60	10,0	6	13,400	4062768099739
120	60	10,0	12	13,400	4062768099746



Z-STAHL S235JR SCHARFKANTIG
EN10025

mm	mm	mm	mm	Länge m	kg/m	GTIN
16	25	25	3,5	6	1,620	4062768100619
30	16	13	4,0	6	1,600	4062768100503
30	35	17	4,0	6	2,320	4062768100626

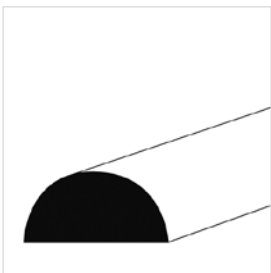
mm	mm	mm	mm	Länge m	kg/m	GTIN
40	35	25	3,0	6	2,220	4062768100558
40	35	25	4,0	6	2,900	4062768100565
48	50	25	4,0	6	3,650	4062768100398



Z-STAHL S235JR RUNDKANTIG
DIN 1027/EN10025

mm	mm	mm	mm	Länge m	kg/m	GTIN
25	16	16	3,5	6	1,200	4062768100367
30	38	38	4,5	6	3,390	4062768100374
40	40	40	5,0	6	4,250	4062768100381
50	43	43	5,5	6	5,300	4062768100404
60	45	45	6,0	6	6,200	4062768100428

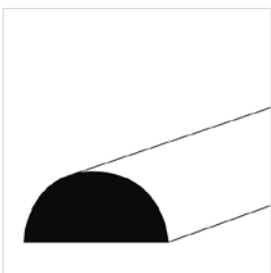
mm	mm	mm	mm	Länge m	kg/m	GTIN
80	50	50	7,0	6	8,700	4062768100435
100	55	55	8,0	6	11,400	4062768100442
120	60	60	9,0	6	14,300	4062768100459
140	65	65	10,0	6	18,000	4062768100473
160	70	70	11,0	6	21,600	4062768100480



HALBRUNDSTAHL S235JR
EN10025

mm	mm	Länge m	kg/m	GTIN
16	8	6	0,790	4062768100695
20	10	6	1,220	4062768100701
30	15	6	2,750	4062768100725
40	20	6	4,920	4062768100749

mm	mm	Länge m	kg/m	GTIN
50	25	6	7,650	4062768100763
60	30	6	11,000	4062768100787
75	37,5	6	17,300	4062768100794



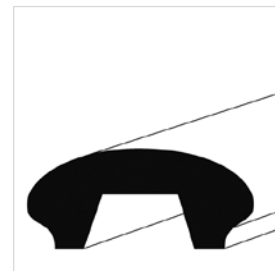
FLACHHALBRUNDSTAHL S235JR
EN10025

mm	mm	Länge m	kg/m	GTIN
30	10	6	1,730	4062768100718
40	10	6	2,220	4062768100732
50	13	6	3,600	4062768100756

■ **HANDLEISTENSTAHL S235JR**

EN10025

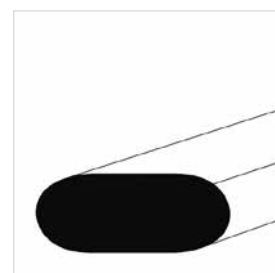
mm	mm	mm	Länge m	kg/m	GTIN
40	18	8	6	3,300	4062768100664
50	22,5	10	6	5,300	4062768100671



■ **FLACHOVALSTAHL S235JR (STALLROSTPROFIL)**

EN10025

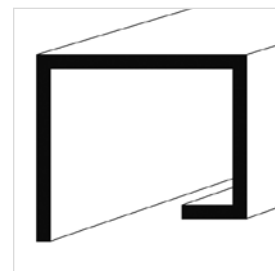
mm	mm	Länge m	kg/m	GTIN	mm	mm	Länge m	kg/m	GTIN
20	10	6	1,390	4062768102491	30	10	6	2,170	4062768102484
24	11	6	1,960	4062768102460	32	18	6	3,950	4062768102514
25	8	6	1,450	4062768102507	40	10	6	2,950	4062768102477



■ **SCHEUERLEISTENPROFIL S235JR**

EN10025

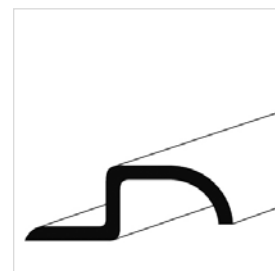
mm	mm	mm	mm	Länge m	kg/m	GTIN
50	40	30	2,0	6	1,860	4062768100930
70	50	35	2,5	6	3,000	4062768100923



■ **KIPPER-Z-PROFIL S235JR**

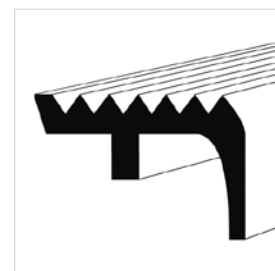
EN10025


mm	mm	mm	mm	Länge m	kg/m	GTIN
40	31	45,5	3,0	6	2,830	4062768100961
45	34	62	4,0	6	4,460	4062768100954



■ **TREPPENSCHUTZSCHIENE S235JR**

mm	Länge m	kg/m	GTIN
35	6	1,750	4062768102279






WELLENGITTER ROH

Maschenweite mm	Format mm	GTIN
30 x 30 x 3,0	2000 x 5000	4062768146303
40 x 40 x 3,8	2000 x 3000	4062768146310
40 x 40 x 3,8	2000 x 5000	4062768146327


Maschenweite mm	Format mm	GTIN
50 x 50 x 5	2000 x 3000	4062768146365
50 x 50 x 5	2000 x 5000	4062768146334



WELLENGITTER VERZINKT

Maschenweite mm	Format mm	GTIN
10 x 10 x 1,8	1000 x 2000	4062768146396
15 x 15 x 2,5	1000 x 2000	4062768146402
20 x 20 x 2,5	1000 x 2000	4062768146419
25 x 25 x 2,5	1000 x 2000	4062768146426
30 x 30 x 3,0	2000 x 5000	4062768146433


Maschenweite mm	Format mm	GTIN
40 x 40 x 3,0	2000 x 3000	4062768276864
40 x 40 x 3,8	1000 x 2000	4062768146440
40 x 40 x 3,8	2000 x 3000	4062768146457
40 x 40 x 3,8	2000 x 5000	4062768146464
50 x 50 x 5,0	2000 x 5000	4062768146471



SCHWEISSGITTER ROH


Maschenweite mm	Format mm	GTIN
40 x 40 x 4,0	2000 x 3000	4062768146549
40 x 40 x 4,0	2000 x 5000	4062768146556
50 x 50 x 4,0	2000 x 3000	4062768146563

Maschenweite mm	Format mm	GTIN
50 x 50 x 4,0	2000 x 5000	4062768146570
50 x 50 x 5,0	2000 x 3000	4062768146587
50 x 50 x 5,0	2000 x 5000	4062768146594




SCHLOSSERMATTE Q196 ROH

Maschenweite mm	Format mm	GTIN
100 x 100 x 5,0	2150 x 5000	4062768146730



SCHLOSSERMATTE Q196 VERZINKT

Maschenweite mm	Format mm	GTIN
100 x 100 x 5,0	2150 x 5000	4062768146747



BAUSTAHLMATTE N141 NICHT STATISCH

Maschenweite mm	Format mm	GTIN
50 x 50 x 3,0	2150 x 5000	4062768146778