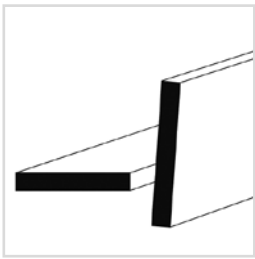


FLACHSTAHL S235JR
 EN10058/EN10025



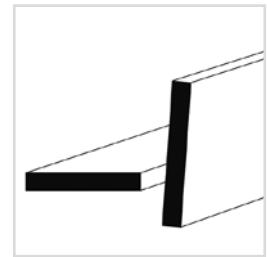
mm	mm	6 mtr	kg/mtr	mm	mm	6 mtr	kg/mtr
10	5	X	0,393	40	30	X	9,420
10	6	X	0,472	45	5	X	1,770
12	5	X	0,471	45	6	X	2,120
12	6	X	0,565	45	8	X	2,830
12	8	X	0,754	45	10	X	3,530
14	5	X	0,550	45	12	X	4,240
14	6	X	0,660	45	15	X	5,300
14	8	X	0,880	45	20	X	7,070
15	5	X	0,589	45	25	X	8,830
15	6	X	0,707	45	30	X	10,600
15	8	X	0,942	50	5	X	1,960
15	10	X	1,180	50	6	X	2,360
16	5	X	0,628	50	8	X	3,140
16	6	X	0,754	50	10	X	3,930
16	8	X	1,000	50	12	X	4,710
16	10	X	1,260	50	15	X	5,890
18	5	X	0,707	50	20	X	7,850
18	6	X	0,848	50	25	X	9,810
18	8	X	1,130	50	30	X	11,800
20	5	X	0,785	50	40	X	15,700
20	6	X	0,942	55	5	X	2,160
20	8	X	1,260	55	6	X	2,590
20	10	X	1,570	55	8	X	3,450
20	12	X	1,880	55	10	X	4,320
20	15	X	2,360	55	12	X	5,180
25	5	X	0,981	55	15	X	6,480
25	6	X	1,180	55	20	X	8,640
25	8	X	1,570	55	25	X	10,800
25	10	X	1,960	60	5	X	2,360
25	12	X	2,360	60	6	X	2,830
25	15	X	2,940	60	8	X	3,770
25	20	X	3,930	60	10	X	4,710
30	5	X	1,180	60	12	X	5,650
30	6	X	1,410	60	15	X	7,070
30	8	X	1,880	60	20	X	9,420
30	10	X	2,360	60	25	X	11,800
30	12	X	2,830	60	30	X	14,100
30	15	X	3,530	60	35	X	16,500
30	20	X	4,710	60	40	X	18,800
30	25	X	5,890	60	50	X	23,600
35	5	X	1,370	65	5	X	2,550
35	6	X	1,650	65	6	X	3,060
35	8	X	2,200	65	8	X	4,080
35	10	X	2,750	65	10	X	5,100
35	12	X	3,300	65	12	X	6,120
35	15	X	4,120	65	15	X	7,650
35	20	X	5,500	65	20	X	10,200
35	25	X	6,870	65	25	X	12,800
40	5	X	1,570	70	5	X	2,750
40	6	X	1,880	70	6	X	3,300
40	8	X	2,510	70	8	X	4,400
40	10	X	3,140	70	10	X	5,500
40	12	X	3,770	70	12	X	6,590
40	15	X	4,710	70	15	X	8,240
40	20	X	6,280	70	20	X	11,000
40	25	X	7,850				



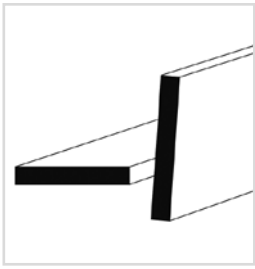
Wir erweitern ständig unser Lagerprogramm, nicht aufgeführte Abmessungen sind auf Anfrage lieferbar.

FLACHSTAHL S235JR
 EN10058/EN10025

mm	mm	6 mtr	kg/mtr	mm	mm	6 mtr	kg/mtr
70	25	X	13,700	110	15	X	13,000
70	30	X	16,500	110	20	X	17,300
70	35	X	19,200	110	25	X	21,600
70	40	X	22,000	110	30	X	25,910
70	50	X	27,500	110	40	X	34,500
75	5	X	2,940	110	50	X	43,200
75	6	X	3,530	110	60	X	51,820
75	8	X	4,710	120	5	X	4,710
75	10	X	5,890	120	6	X	5,652
75	12	X	7,070	120	8	X	7,540
75	15	X	8,830	120	10	X	9,420
75	20	X	11,800	120	12	X	11,300
75	25	X	14,700	120	15	X	14,100
80	5	X	3,140	120	20	X	18,800
80	6	X	3,770	120	25	X	23,600
80	8	X	5,020	120	30	X	28,300
80	10	X	6,280	120	40	X	37,700
80	12	X	7,540	120	50	X	47,100
80	15	X	9,420	120	60	X	56,500
80	20	X	12,600	130	5	X	5,103
80	25	X	15,700	130	6	X	6,123
80	30	X	18,800	130	8	X	8,160
80	40	X	25,120	130	10	X	10,200
80	50	X	31,400	130	12	X	12,200
80	60	X	37,700	130	15	X	15,300
90	5	X	3,530	130	20	X	20,400
90	6	X	4,240	130	25	X	25,500
90	8	X	5,650	130	30	X	30,600
90	10	X	7,070	130	40	X	40,800
90	12	X	8,480	130	50	X	51,000
90	15	X	10,600	130	60	X	61,230
90	20	X	14,100	140	5	X	5,495
90	25	X	17,700	140	6	X	6,594
90	30	X	21,200	140	8	X	8,790
90	40	X	28,300	140	10	X	11,000
90	50	X	35,300	140	12	X	13,200
90	60	X	42,400	140	15	X	16,500
100	5	X	3,930	140	20	X	22,000
100	6	X	4,710	140	25	X	27,500
100	8	X	6,280	140	30	X	33,000
100	10	X	7,850	140	40	X	44,000
100	12	X	9,420	140	50	X	55,000
100	15	X	11,800	140	60	X	65,950
100	20	X	15,700	150	5	X	5,888
100	25	X	19,630	150	6	X	7,065
100	30	X	23,550	150	8	X	9,420
100	35	X	27,500	150	10	X	11,800
100	40	X	31,400	150	12	X	14,100
100	50	X	39,300	150	15	X	17,700
100	60	X	47,100	150	20	X	23,600
110	5	X	4,320	150	25	X	29,400
110	6	X	5,180	150	30	X	35,300
110	8	X	6,910	150	40	X	47,100
110	10	X	8,640	150	50	X	58,900
110	12	X	10,400	150	60	X	70,700



Wir erweitern ständig unser Lagerprogramm, nicht aufgeführte Abmessungen sind auf Anfrage lieferbar.

BREITFLACHSTAHL S235JR
 DIN 59200/EN10025


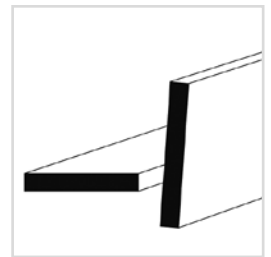
mm	mm	6 mtr	kg/mtr	mm	mm	6 mtr	kg/mtr
160	5	X	6,400	210	8	X	13,400
160	6	X	7,680	210	10	X	16,800
160	8	X	10,200	210	12	X	20,200
160	10	X	12,800	210	15	X	25,200
160	12	X	15,400	210	20	X	33,600
160	15	X	19,200	210	25	X	42,000
160	20	X	25,600	220	5	X	8,800
160	25	X	31,400	220	6	X	10,600
160	30	X	38,400	220	8	X	14,100
160	35	X	44,800	220	10	X	17,600
160	40	X	51,200	220	12	X	21,100
160	50	X	64,000	220	15	X	26,400
170	8	X	10,880	220	20	X	35,200
170	10	X	13,600	220	25	X	43,180
170	12	X	16,320	220	30	X	52,800
170	15	X	20,400	220	35	X	61,600
170	20	X	27,200	220	40	X	70,400
170	25	X	34,000	220	50	X	88,000
170	30	X	40,800	230	6	X	11,000
180	5	X	7,200	230	10	X	18,400
180	6	X	8,640	230	12	X	22,100
180	8	X	11,500	230	15	X	27,600
180	10	X	14,400	230	20	X	36,800
180	12	X	17,300	240	6	X	11,500
180	15	X	21,600	240	8	X	15,400
180	20	X	28,800	240	10	X	19,200
180	25	X	35,360	240	12	X	23,000
180	30	X	43,200	240	15	X	28,800
180	35	X	50,400	240	20	X	38,400
180	40	X	57,600	240	25	X	47,100
180	50	X	72,000	240	30	X	57,600
180	60	X	86,400	240	40	X	76,800
190	8	X	12,160	250	5	X	10,000
190	10	X	15,200	250	6	X	12,000
190	12	X	18,240	250	8	X	16,000
190	15	X	22,800	250	10	X	20,000
190	20	X	30,400	250	12	X	24,000
190	25	X	38,000	250	15	X	30,000
190	30	X	45,600	250	20	X	40,000
200	5	X	8,000	250	25	X	49,050
200	6	X	9,600	250	30	X	60,000
200	8	X	12,800	250	35	X	70,000
200	10	X	16,000	250	40	X	80,000
200	12	X	19,200	250	50	X	100,000
200	15	X	24,000	260	8	X	16,330
200	20	X	32,000	260	10	X	20,410
200	25	X	39,250	260	12	X	24,490
200	30	X	48,000	260	15	X	30,620
200	35	X	56,000	260	20	X	40,820
200	40	X	64,000	260	25	X	51,050
200	50	X	80,000	260	30	X	61,240
200	60	X	96,000				



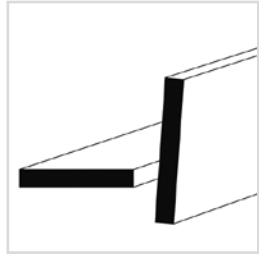
Wir erweitern ständig unser Lagerprogramm, nicht aufgeführte Abmessungen sind auf Anfrage lieferbar.

BREITFLACHSTAHL S235JR
 DIN 59200/EN10025

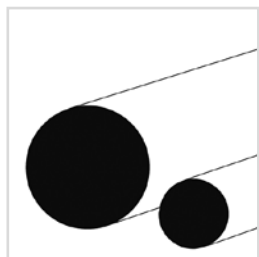
mm	mm	6 mtr	kg/mtr	mm	mm	6 mtr	kg/mtr
270	10	X	21,600	350	10	X	28,000
270	12	X	25,900	350	12	X	33,600
270	15	X	32,400	350	15	X	42,000
270	20	X	43,200	350	20	X	56,000
280	6	X	13,190	350	25	X	70,000
280	8	X	17,580	350	30	X	84,000
280	10	X	21,980	350	40	X	112,000
280	12	X	26,380	360	10	X	28,800
280	15	X	32,970	360	15	X	43,200
280	20	X	43,960	360	20	X	57,600
280	25	X	54,950	380	10	X	30,400
280	30	X	65,940	380	12	X	36,500
280	40	X	87,920	380	15	X	45,600
300	5	X	12,000	380	20	X	60,800
300	6	X	14,400	400	5	X	16,000
300	8	X	19,200	400	6	X	19,200
300	10	X	24,000	400	8	X	25,600
300	12	X	28,800	400	10	X	32,000
300	15	X	36,000	400	12	X	38,400
300	20	X	48,000	400	15	X	48,000
300	25	X	58,900	400	20	X	64,000
300	30	X	72,000	400	25	X	78,500
300	35	X	84,000	400	30	X	96,000
300	40	X	96,000	400	40	X	128,000
300	50	X	120,000	450	8	X	28,800
320	8	X	20,460	450	10	X	36,000
320	10	X	25,570	450	12	X	43,200
320	12	X	30,680	450	15	X	54,000
320	15	X	38,360	450	20	X	72,000
320	20	X	51,140	450	25	X	90,000
320	25	X	62,830	500	8	X	32,000
320	30	X	76,800	500	10	X	40,000
340	10	X	27,200	500	12	X	48,000
340	15	X	40,800	500	15	X	60,000
340	20	X	54,400	500	20	X	80,000
350	5	X	14,000	500	25	X	98,100
350	6	X	16,800	500	30	X	120,000
350	8	X	22,400				



Wir erweitern ständig unser Lagerprogramm, nicht aufgeführte Abmessungen sind auf Anfrage lieferbar.


FLACHSTAHL (BANDSTAHL) S235JR
 EN10058/EN10025

mm	mm	4 mtr	6 mtr	kg/mtr	mm	mm	4 mtr	6 mtr	kg/mtr
10	3		X	0,236	40	3		X	0,942
10	4		X	0,314	40	4		X	1,260
12	3		X	0,283	45	3		X	1,060
12	4		X	0,377	45	4		X	1,413
14	3		X	0,330	50	2	X		0,785
15	3		X	0,353	50	3		X	1,178
15	4		X	0,471	50	4		X	1,570
16	3		X	0,377	60	3		X	1,413
16	4		X	0,502	60	4		X	1,884
18	3		X	0,425	70	3		X	1,649
18	4		X	0,565	70	4		X	2,198
20	2	X		0,314	80	3		X	1,884
20	3		X	0,471	80	4		X	2,512
20	4		X	0,628	90	3		X	2,120
25	2	X		0,393	90	4		X	2,826
25	3		X	0,589	100	3		X	2,355
25	4		X	0,785	100	4		X	3,140
30	2	X		0,471	120	3		X	2,820
30	3		X	0,707	120	4		X	3,768
30	4		X	0,942	150	3		X	3,530
35	3		X	0,824	150	4		X	4,710
35	4		X	1,100	200	4		X	6,280
40	2	X		0,628					


RUNDSTAHL S235JR
 EN10060/EN10025

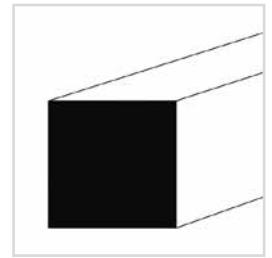
mm	6 mtr	kg/mtr	mm	6 mtr	kg/mtr
6	X	0,222	36	X	7,990
8	X	0,395	40	X	9,860
10	X	0,617	42	X	10,900
12	X	0,888	45	X	12,500
14	X	1,210	48	X	14,200
15	X	1,390	50	X	15,400
16	X	1,580	55	X	18,700
18	X	2,000	60	X	22,200
20	X	2,470	65	X	26,000
22	X	2,980	70	X	30,200
24	X	3,550	80	X	39,500
25	X	3,850	85	X	44,500
26	X	4,170	90	X	49,900
27	X	4,490	95	X	55,600
28	X	4,830	100	X	61,700
30	X	5,550	110	X	74,600
32	X	6,310	120	X	88,800
35	X	7,550			

Wir erweitern ständig unser Lagerprogramm, nicht aufgeführte Abmessungen sind auf Anfrage lieferbar.

VIERKANTSTAHL S235JR
 EN10059/EN10025

mm	6 mtr	kg/mtr
6	X	0,283
8	X	0,502
10	X	0,785
12	X	1,130
13	X	1,330
14	X	1,540
15	X	1,770
16	X	2,010
18	X	2,540
20	X	3,140
22	X	3,800
24	X	4,520
25	X	4,910

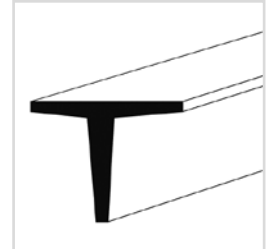
mm	6 mtr	12 mtr	kg/mtr
30	X		7,070
35	X		9,620
40	X		12,600
45	X		15,900
50	X		19,600
60	X		28,300
65	X		33,200
70	X		38,500
80	X		50,200
90	X		63,600
100	X		78,500
120		X	113,000



T-STAHL S235JR
 EN10055/EN10025

mm	mm	mm	6 mtr	12 mtr	kg/mtr
20	20	3	X		0,880
25	25	3,5	X		1,290
30	30	4	X		1,770
35	35	4,5	X		2,330
40	40	5	X		2,960
45	45	5,5	X		3,670
50	50	6	X	X	4,440

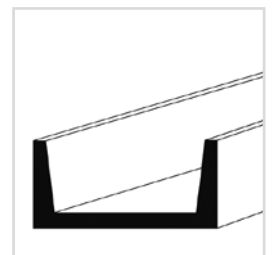
mm	mm	mm	6 mtr	12 mtr	kg/mtr
60	60	7	X	X	6,230
70	70	8	X	X	8,320
80	80	9	X	X	10,700
90	90	10	X	X	13,400
100	100	11	X	X	16,400
120	120	13	X	X	23,200
140	140	15	X	X	31,300

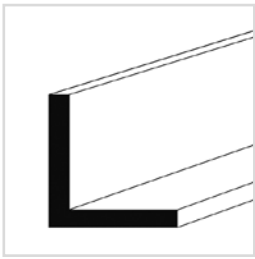


U-STAHL S235JR
 DIN 1026/EN10025

mm	mm	mm	6 mtr	12 mtr	kg/mtr
30	15	4	X		1,790
30	33	5	X		4,400
35	17,5	4	X		2,160
40	20	5	X		2,960
40	35	5	X	X	5,020

mm	mm	mm	6 mtr	12 mtr	kg/mtr
50	25	5	X		3,980
50	38	5	X	X	5,760
60	30	6	X	X	5,220
65	42	5,5	X	X	7,300
70	40	6	X		6,720

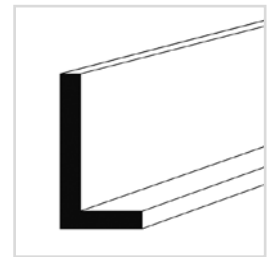


WINKELSTAHL S235JR GLEICHSCHENKLIG
 EN10056/EN10025


mm	mm	6 mtr	12 mtr	kg/mtr	mm	mm	6 mtr	12 mtr	kg/mtr
15	3	X		0,640	75	8	X		9,030
20	3	X		0,880	80	6	X	X	7,340
20	4	X		1,140	80	8	X	X	9,660
25	3	X		1,120	80	10	X	X	11,900
25	4	X		1,450	80	12	X	X	14,100
25	5	X		1,770	90	6	X	X	8,320
30	3	X	X	1,360	90	7		X	9,610
30	4	X		1,780	90	9	X	X	12,200
30	5	X		2,180	90	11		X	14,700
35	3	X		1,600	100	6	X	X	9,410
35	4	X		2,100	100	8	X	X	12,200
35	5	X		2,570	100	10	X	X	15,100
35	6	X		3,040	100	12	X	X	17,800
40	3	X		1,840	100	14	X	X	20,600
40	4	X	X	2,420	110	10	X	X	16,600
40	5	X		2,970	120	8	X	X	14,700
40	6	X		3,520	120	10	X	X	18,200
45	4	X		2,740	120	11		X	19,900
45	5	X		3,380	120	12	X	X	21,600
45	6	X		4,000	120	15	X	X	26,600
50	4	X		3,060	130	12	X	X	23,600
50	5	X	X	3,770	140	13		X	27,500
50	6	X		4,470	140	15		X	31,400
50	7	X		5,150	150	10	X	X	22,770
50	8	X		5,820	150	12	X	X	27,300
50	9	X		6,470	150	14		X	31,600
55	6	X		4,950	150	15		X	33,800
60	5	X		4,570	160	15	X	X	36,200
60	6	X	X	5,420	160	17		X	40,700
60	8	X	X	7,090	180	16		X	43,500
60	10	X		8,690	180	18		X	48,600
65	6	X		5,910	200	16	X	X	48,500
65	7	X		6,830	200	20		X	59,900
65	9	X		8,620	200	24		X	71,100
70	6	X		6,380	250	18		X	68,400
70	7	X	X	7,380	250	20		X	75,700
70	9	X	X	9,340	250	24		X	90,000
75	7	X		7,940	250	28		X	104,000

WINKELSTAHL S235JR UNGLEICHSCHENKLIG
 EN10056/EN10025

mm	mm	mm	6 mtr	12 mtr	kg/mtr	mm	mm	mm	6 mtr	12 mtr	kg/mtr
30	20	3	X		1,110	100	50	6	X	X	6,850
30	20	4	X		1,450	100	50	8	X	X	8,990
40	20	3	X		1,350	100	50	10	X	X	11,100
40	20	4	X		1,770	100	65	7	X	X	8,770
40	25	4	X		1,930	100	65	9	X	X	11,100
45	30	4	X		2,250	100	65	11	X	X	13,400
45	30	5	X		2,770	100	75	7	X	X	9,320
50	30	4	X		2,410	100	75	9	X	X	11,800
50	30	5	X		2,960	100	75	11		X	14,300
50	40	4	X		2,710	120	80	8	X	X	12,200
50	40	5	X		3,350	120	80	10	X	X	15,000
60	30	5	X		3,370	120	80	12	X	X	17,800
60	30	6	X		3,980	130	65	8	X	X	11,900
60	30	7	X		4,590	130	65	10	X	X	14,600
60	40	5	X	X	3,760	130	65	12	X	X	17,300
60	40	6	X	X	4,460	130	90	10		X	16,600
60	40	7	X		5,140	130	90	12		X	19,700
65	50	5	X		4,350	150	75	9	X	X	15,300
65	50	7	X	X	5,970	150	75	11	X	X	18,600
65	50	8	X	X	6,750	150	90	10		X	18,200
70	50	6	X	X	5,400	150	90	12		X	21,600
75	50	5	X		4,740	150	100	10	X	X	19,000
75	50	6		X	5,400	150	100	12	X	X	22,600
75	50	7	X		6,510	150	100	14		X	26,100
75	50	8		X	7,490	160	80	10	X	X	18,200
75	50	9		X	8,230	160	80	12	X	X	21,600
75	55	5	X		4,950	160	80	14		X	25,000
75	55	7	X	X	6,800	180	90	10	X	X	20,600
75	55	9	X		8,590	180	90	12	X	X	24,500
80	40	6	X	X	5,410	200	100	10	X	X	23,000
80	40	8	X	X	7,070	200	100	12	X	X	27,300
80	60	7	X	X	7,360	200	100	14	X	X	31,600
80	65	6	X		6,600	200	100	16		X	35,900
80	65	8	X	X	8,660	250	90	10	X	X	26,100
80	65	10	X	X	10,700	250	90	12	X	X	31,100
90	60	6	X	X	6,820	250	90	14		X	36,000
90	60	8	X	X	8,960	250	90	16		X	40,900



Wir erweitern ständig unser Lagerprogramm, nicht aufgeführte Abmessungen sind auf Anfrage lieferbar.

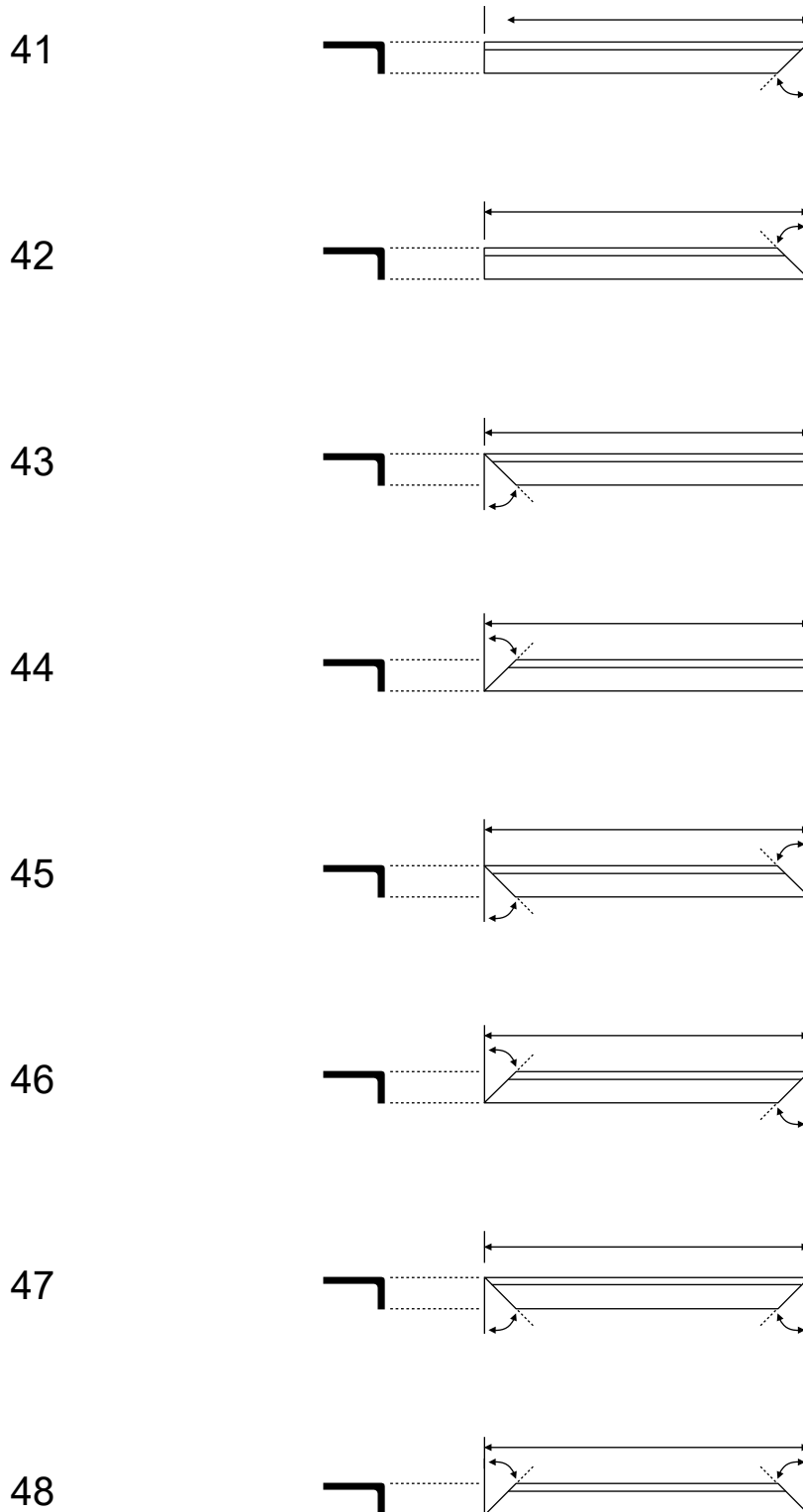
SCHNITTSCHEMATA WINKEL

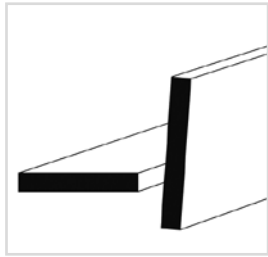
Winkel gleich- oder ungleichschenkelig; Grundriss von oben betrachtet



SCHNITTSCHEMATA WINKEL

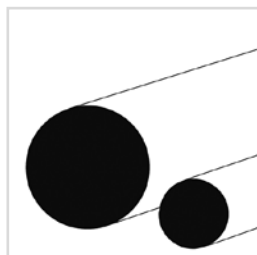
Winkel ungleichschenkelig; Grundriss von oben betrachtet




FLACHSTAHL S235JR FEUERVERZINKT

EN10058/EN10025

mm	mm	6 mtr	kg/mtr	mm	mm	6 mtr	kg/mtr
20	3	X	0,500	60	4	X	1,980
20	4	X	0,660	60	5	X	2,480
20	5	X	0,830	60	6	X	2,980
20	6	X	0,990	60	8	X	3,960
20	8	X	1,330	60	10	X	4,950
20	10	X	1,640	60	12	X	5,940
20	12	X	1,974	60	15	X	7,430
25	3	X	0,620	65	10	X	5,330
25	4	X	0,830	70	6	X	3,470
25	5	X	1,030	70	8	X	4,620
25	6	X	1,240	70	10	X	5,780
25	8	X	1,650	80	5	X	3,300
30	3	X	0,750	80	6	X	3,960
30	4	X	0,990	80	8	X	5,280
30	5	X	1,240	80	10	X	6,600
30	6	X	1,500	80	12	X	7,920
30	8	X	1,980	80	15	X	9,900
30	10	X	2,480	100	5	X	4,088
35	5	X	1,440	100	6	X	4,950
35	6	X	1,740	100	8	X	6,600
35	8	X	2,310	100	10	X	8,250
40	3	X	0,987	100	12	X	9,900
40	4	X	1,330	100	15	X	12,350
40	5	X	1,650	100	20	X	16,500
40	6	X	1,980	120	5	X	4,895
40	8	X	2,640	120	6	X	5,933
40	10	X	3,300	120	8	X	7,840
45	6	X	2,230	120	10	X	9,790
45	8	X	2,940	120	15	X	14,700
50	3	X	1,239	140	6	X	6,930
50	4	X	1,650	140	10	X	11,550
50	5	X	2,060	150	5	X	6,070
50	6	X	2,480	150	6	X	7,191
50	8	X	3,300	150	8	X	9,610
50	10	X	4,130	150	10	X	12,241
50	12	X	4,950	150	25	X	30,912
55	8	X	3,623				


RUNDSTAHL S235JR FEUERVERZINKT

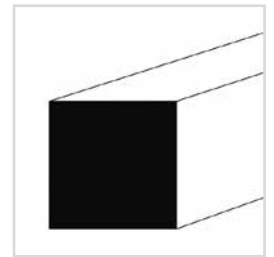
EN10060/EN10025

mm	6 mtr	kg/mtr	mm	6 mtr	kg/mtr
6	X	0,240	15	X	1,460
8	X	0,420	16	X	1,660
10	X	0,650	18	X	2,100
12	X	0,940	20	X	2,600
14	X	1,270	25	X	4,043

Wir erweitern ständig unser Lagerprogramm, nicht aufgeführte Abmessungen sind auf Anfrage lieferbar.

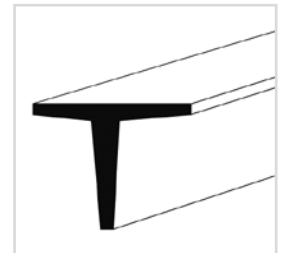
VIERKANTSTAHL S235JR FEUERVERZINKT
 EN10059/EN10025

mm	6 mtr	kg/mtr	mm	6 mtr	kg/mtr
8	X	0,527	15	X	1,860
10	X	0,830	16	X	2,110
12	X	1,190	20	X	3,300
14	X	1,620	30	X	7,350



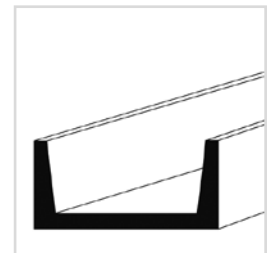
T-STAHL S235JR FEUERVERZINKT
 EN10055/EN10025

mm	mm	mm	6 mtr	kg/mtr	mm	mm	mm	6 mtr	kg/mtr
30	30	4	X	1,860	50	50	6	X	4,670
35	35	4,5	X	2,480	60	60	7	X	6,550
40	40	5	X	3,110	70	70	8	X	8,740
45	45	5,5	X	3,817	80	80	9	X	11,240



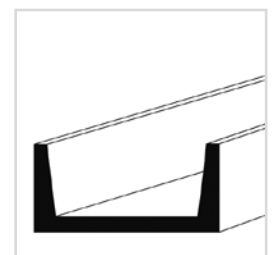
U-STAHL S235JR FEUERVERZINKT
 DIN 1026/EN10025

mm	mm	mm	6 mtr	kg/mtr	mm	mm	mm	6 mtr	kg/mtr
30	15	4	X	1,830	50	38	5	X	6,050
40	20	5	X	3,110	60	30	6	X	5,490
40	35	5	X	5,280	65	42	5,5	X	7,670
50	25	5	X	4,180					



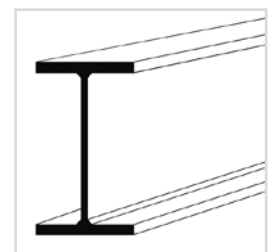
FORMSTAHL UNP S235JR FEUERVERZINKT
 DIN 1026/EN10025

mm	6 mtr	kg/mtr
80	X	9,350
100	X	11,450
120	X	14,390
140	X	17,220
160	X	20,270

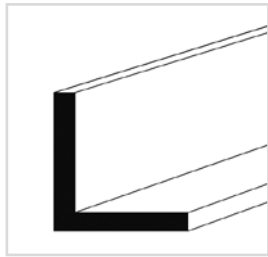


FORMSTAHL IPE S235JR FEUERVERZINKT
 DIN 1025/EN10025

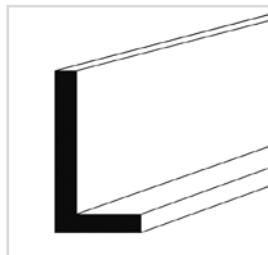
mm	6.1 mtr	kg/mtr
80	X	6,386
100	X	8,549
120	X	11,021



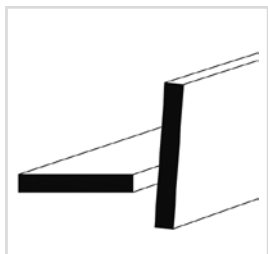
Wir erweitern ständig unser Lagerprogramm, nicht aufgeführte Abmessungen sind auf Anfrage lieferbar.


WINKELSTAHL S235JR FEUERVERZINKT GLEICHSCH.
 EN10056/EN10025

mm	mm	6 mtr	kg/mtr	mm	mm	6 mtr	kg/mtr
20	3	X	0,930	50	5	X	3,960
25	3	X	1,180	50	6	X	4,690
25	4	X	1,523	60	5	X	4,799
30	3	X	1,430	60	6	X	5,700
30	4	X	1,870	70	7	X	7,750
30	5	X	2,268	80	6	X	7,403
35	4	X	2,210	80	8	X	10,150
40	3	X	1,930	80	10	X	12,495
40	4	X	2,550	90	9	X	12,688
40	5	X	3,120	100	8	X	12,810
45	5	X	3,550	100	10	X	15,800
50	4	X	3,213	120	12	X	22,680


WINKELSTAHL S235JR FEUERVERZINKT UNGLEICHSCH.
 EN10056/EN10025

mm	mm	mm	6 mtr	kg/mtr	mm	mm	mm	6 mtr	kg/mtr
30	20	3	X	1,170	80	65	6	X	7,200
30	20	4	X	1,523	80	65	8	X	9,010
40	20	3	X	1,420	90	60	6	X	7,161
40	20	4	X	1,860	100	50	6	X	7,200
40	25	4	X	2,027	100	50	8	X	9,440
45	30	4	X	2,370	100	75	9	X	11,800
50	30	5	X	3,110	120	80	8	X	12,810
50	40	4	X	2,850	150	100	10	X	19,950
60	30	5	X	3,505	150	100	12	X	23,730
60	30	6	X	4,179	160	80	10	X	19,110
60	40	5	X	3,950	180	90	10	X	21,630
60	40	6	X	4,690	200	100	10	X	24,150
75	50	5	X	4,980	200	100	12	X	28,665
80	40	6	X	5,680	200	100	16	X	37,700
80	60	7	X	6,930					


BREITFLACHSTAHL S235JR FEUERVERZINKT
 EN10058/EN10025

mm	mm	6 mtr	kg/mtr
160	10	X	13,440
200	5	X	8,400
200	6	X	10,080
200	8	X	13,440
200	10	X	16,800
250	6	X	12,000

Wir erweitern ständig unser Lagerprogramm, nicht aufgeführte Abmessungen sind auf Anfrage lieferbar.