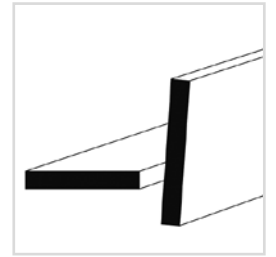
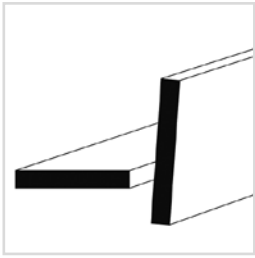


QUALITÄTSSTAHL S355J2+AR FLACH
 EN10058/EN10025

mm	mm	6 mtr	12 mtr	kg/mtr	mm	mm	6 mtr	12 mtr	kg/mtr
20	5	X		0,780	50	12	X		4,710
20	6	X		0,940	50	15	X		5,890
20	8	X		1,260	50	20	X		7,850
20	10	X		1,570	50	25	X		9,810
20	15	X		2,360	50	30	X	X	11,800
25	5	X		0,980	50	35	X		13,740
25	6	X		1,180	50	40	X		15,700
25	8	X		1,570	55	10	X		4,320
25	10	X		1,960	60	5	X		2,360
30	5	X		1,180	60	6	X		2,830
30	6	X		1,410	60	8	X		3,770
30	8	X		1,880	60	10	X		4,710
30	10	X		2,360	60	12	X		5,650
30	12	X		2,830	60	15	X		7,070
30	15	X		3,530	60	20	X		9,420
30	20	X		4,710	60	25	X		11,780
30	25	X		5,890	60	30	X		14,130
35	6	X		1,650	60	35	X		16,490
35	8	X		2,200	60	40	X	X	18,800
35	10	X		2,750	60	50	X		23,560
35	12	X		3,300	65	10	X		5,100
40	5	X		1,570	70	8	X		4,400
40	6	X		1,880	70	10	X		5,500
40	8	X		2,510	70	12	X		6,600
40	10	X		3,140	70	15	X		8,240
40	12	X		3,770	70	20	X		10,990
40	15	X		4,710	70	25	X		13,740
40	20	X		6,280	70	30	X		16,490
40	25	X		7,850	70	35	X		19,230
40	30	X	X	9,420	70	40	X		21,980
45	5	X		1,770	70	50	X	X	27,480
45	8	X		2,830	70	60	X		32,980
45	10	X		3,530	80	5	X		3,140
45	15	X		5,300	80	6	X		3,770
50	5	X		1,960	80	8	X		5,020
50	6	X		2,360	80	10	X		6,280
50	8	X		3,140	80	12	X		7,540
50	10	X		3,930	80	15	X		9,420



Wir erweitern ständig unser Lagerprogramm, nicht aufgeführte Abmessungen sind auf Anfrage lieferbar.

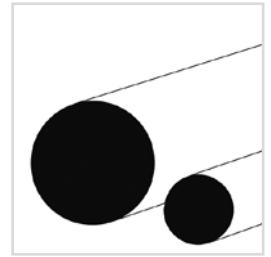
QUALITÄTSSTAHL S355J2+AR FLACH
 EN10058/EN10025


mm	mm	6 mtr	12 mtr	kg/mtr	mm	mm	6 mtr	12 mtr	kg/mtr
80	20	X		12,560	120	8	X		7,540
80	25	X		15,700	120	10	X		9,420
80	30	X		18,840	120	12	X		11,300
80	35	X		21,980	120	15	X		14,130
80	40	X		25,120	120	20	X		18,840
80	50	X		31,400	120	25	X		23,550
80	60	X	X	37,680	120	30	X		28,260
90	8	X		5,650	120	35	X		32,970
90	10	X		7,070	120	40	X		37,680
90	12	X		8,480	120	50	X		47,100
90	15	X		10,600	120	60	X		56,520
90	20	X		14,130	120	70	X		65,940
90	25	X		17,660	120	80	X		75,360
90	30	X		21,200	130	8	X		8,160
90	40	X		28,260	130	10	X		10,210
90	50	X		35,320	130	12	X		12,250
90	60	X		42,400	130	15	X		15,310
90	70	X		49,450	130	20	X		20,410
100	5	X		3,930	130	25	X		25,510
100	6	X		4,710	130	30	X		30,620
100	8	X		6,280	130	40	X		40,820
100	10	X		7,850	130	50	X		51,020
100	12	X		9,420	130	60	X		61,420
100	15	X		11,770	130	80	X		81,640
100	20	X		15,700	140	10	X		10,990
100	25	X		19,630	140	12	X		13,190
100	30	X		23,550	140	15	X		16,490
100	35	X		27,480	140	20	X		21,980
100	40	X		31,400	140	25	X		27,480
100	50	X		39,260	140	30	X		33,000
100	60	X		47,100	140	50	X		54,960
100	70	X		54,960	150	8	X		9,420
100	80	X		62,800	150	10	X		11,770
110	8	X		6,910	150	12	X		14,130
110	10	X		8,640	150	15	X		17,660
110	12	X		10,360	150	20	X		23,550
110	15	X		12,950	150	25	X		29,440
110	20	X		17,270	150	30	X		35,330
110	50	X		43,180	150	40	X		47,100
110	60	X		51,820	150	50	X		58,880
110	70	X		60,450	150	60	X		70,660
120	6	X		5,650	150	80	X		94,200

Wir erweitern ständig unser Lagerprogramm, nicht aufgeführte Abmessungen sind auf Anfrage lieferbar.

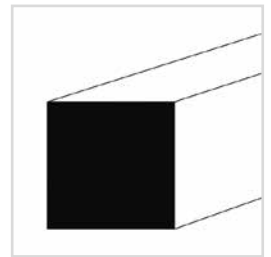
QUALITÄTSSTAHL S355J2+AR RUND
 EN10060/EN10025

mm	6 mtr	kg/mtr	mm	6 mtr	kg/mtr
12	X	0,888	95	X	55,640
14	X	1,210	100	X	61,650
15	X	1,390	105	X	68,000
16	X	1,580	110	X	74,620
18	X	2,000	115	X	81,500
20	X	2,470	120	X	88,800
22	X	2,980	125	X	96,300
24	X	3,550	130	X	104,000
25	X	3,850	140	X	121,000
27	X	4,490	150	X	139,000
30	X	5,550	160	X	158,000
35	X	7,550	170	X	178,000
36	X	7,990	180	X	200,000
40	X	9,860	190	X	223,000
45	X	12,500	200	X	247,000
50	X	15,400	210	X	272,000
55	X	18,700	220	X	298,000
60	X	22,200	230	X	326,200
65	X	26,050	240	X	355,000
70	X	30,200	250	X	385,300
75	X	34,680	260	X	417,000
80	X	39,460	270	X	449,000
85	X	44,550	300	X	559,000
90	X	49,900			



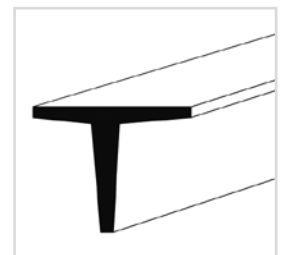
QUALITÄTSSTAHL S355J2+AR VIERKANT
 EN10059/EN10025

mm	6 mtr	12 mtr	kg/mtr	mm	6 mtr	12 mtr	kg/mtr
20	X		3,140	70	X	X	38,500
25	X		4,910	80	X		50,200
30	X		7,070	90	X		63,600
35	X		9,620	100	X	X	78,500
40	X		12,600	110	X	X	95,000
45	X		15,900	120	X	X	113,000
50	X	X	19,600	130	X	X	133,000
55	X		23,700	140	X	X	154,000
60	X	X	28,300	150	X	X	177,000
65	X		33,200				

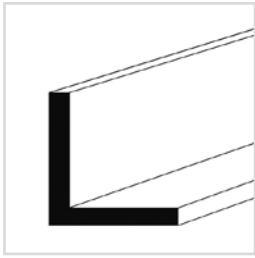


QUALITÄTSSTAHL S355J2+AR T-STAH
 EN10055/EN10025

mm	mm	12 mtr	kg/mtr
100	11	X	16,400
120	13	X	23,200

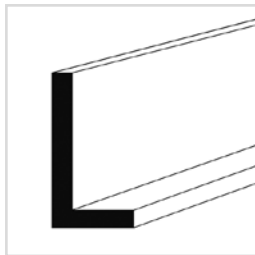


Wir erweitern ständig unser Lagerprogramm, nicht aufgeführte Abmessungen sind auf Anfrage lieferbar.

QUALITÄTSSTAHL S355J2+AR WINKEL GLEICHSCH.
 EN10056/EN10025


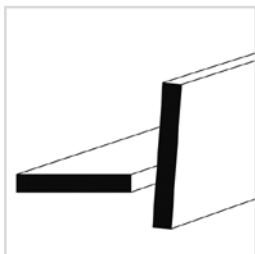
mm	mm	6 mtr	12 mtr	kg/mtr
30	3	X		1,360
40	4	X	X	2,420
40	5		X	2,970
50	5		X	3,770
50	6		X	4,470
60	6		X	5,420
70	7		X	7,380
80	8		X	9,660
80	10		X	11,900
90	9		X	12,200
100	8		X	12,200
100	10		X	15,100

mm	mm	6 mtr	12 mtr	kg/mtr
100	12		X	17,800
100	14		X	20,600
110	10		X	16,600
120	10		X	18,200
120	12		X	21,600
130	12		X	23,600
140	13		X	27,500
150	12		X	27,300
150	14		X	31,600
150	15		X	33,800
200	20		X	59,900
250	20		X	75,700

QUALITÄTSSTAHL S355J2+AR WINKEL UNGLEICHSCH.
 EN10056/EN10025


mm	mm	mm	6 mtr	12 mtr	kg/mtr
50	40	4	X		2,710
60	40	5		X	3,760
70	50	6		X	5,400
75	55	7		X	6,800
80	60	7		X	7,360
80	65	6		X	7,360
100	50	6		X	6,850
100	50	8		X	8,990
100	50	10		X	11,100
120	80	8		X	12,200
120	80	10		X	15,000
120	80	12		X	17,800

mm	mm	mm	6 mtr	12 mtr	kg/mtr
130	65	10		X	14,600
150	75	9		X	15,300
150	75	11		X	18,600
150	75	12		X	20,200
150	100	10		X	19,000
150	100	12		X	22,600
200	100	10		X	23,000
200	100	12		X	27,300
200	100	16		X	35,900
200	150	12		X	31,890
200	150	15		X	39,600

QUALITÄTSSTAHL S355J2+AR BREITFLACH
 DIN 59200/EN10025


mm	mm	6 mtr	12 mtr	kg/mtr
160	10	X		12,800
160	12	X		15,400
160	15	X		19,200
160	20	X		25,600
160	25	X		31,400
160	30	X		38,400
160	35	X		44,800
160	40	X		51,200
180	10	X		14,400
180	12	X		17,300
180	15	X		21,600
180	20	X		28,800
180	25	X		35,360

mm	mm	6 mtr	12 mtr	kg/mtr
180	30	X		43,200
180	40	X		57,600
200	8	X		12,800
200	10	X		16,000
200	12	X		19,200
200	15	X		24,000
200	20	X		32,000
200	25	X		39,250
200	30	X		48,000
220	10	X		17,600
220	15	X		26,400

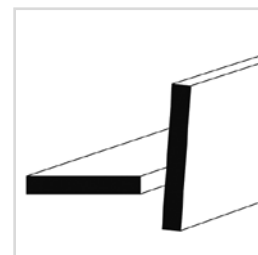


Wir erweitern ständig unser Lagerprogramm, nicht aufgeführte Abmessungen sind auf Anfrage lieferbar.

QUALITÄTSSTAHL S355J2+AR BREITFLACH
 DIN 59200/EN10025

mm	mm	6 mtr	12 mtr	kg/mtr
220	20	X		35,200
220	25	X		43,180
240	15	X		28,800
240	20	X		38,400
250	10	X		20,000
250	12	X		24,000
250	15	X		30,000
250	20	X		40,000
250	25	X		49,050
250	30	X		60,000
280	15	X		32,970
280	20	X		43,960

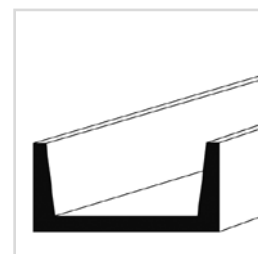
mm	mm	6 mtr	12 mtr	kg/mtr
300	10	X		24,000
300	12	X		28,800
300	15	X		36,000
300	20	X		48,000
300	25	X		58,900
300	30	X		72,000
300	35	X		84,000
300	40	X		96,000
350	15	X		42,000
350	20	X		56,000
400	15	X		48,000
400	20	X		64,000



QUALITÄTSSTAHL S355J2+AR U-STAHL
 DIN1026/EN10025

mm	mm	mm	6 mtr	12 mtr	kg/mtr
40	20	5		X	2,960
50	25	5		X	3,980

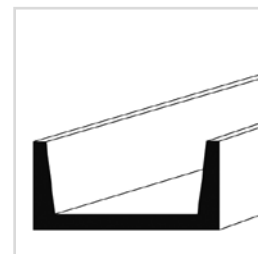
mm	mm	mm	6 mtr	12 mtr	kg/mtr
50	38	5		X	5,760
65	42	5,5		X	7,300



FORMSTAHL UNP S355J2
 DIN 1025/EN10025

mm	12 mtr	kg/mtr
80	X	8,900
100	X	10,900
120	X	13,700
140	X	16,400

mm	12 mtr	kg/mtr
160	X	19,300
180	X	22,500
200	X	26,000

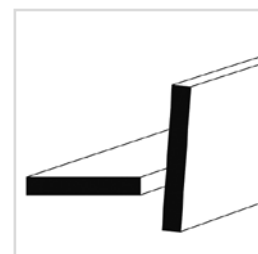


VERGÜTUNGSSTAHL C45E
 EN10058/EN10083 **FLACH**

mm	mm	6 mtr	kg/mtr
30	10	X	2,360
35	15	X	4,120
60	10	X	4,710
120	12	X	11,300
120	20	X	18,840
150	15	X	17,660
150	20	X	23,550

VERGÜTUNGSSTAHL C45E
 EN10058/EN10083 **BREITFLACH**

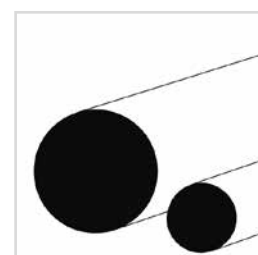
mm	mm	6 mtr	kg/mtr
160	20	X	25,120
180	15	X	21,200
180	20	X	28,260
200	20	X	31,400



VERGÜTUNGSSTAHL C45E
 EN10058/EN10083 **RUND**

mm	6 mtr	kg/mtr
40	X	9,860
50	X	15,400

mm	6 mtr	kg/mtr
55	X	18,700
60	X	22,200



Wir erweitern ständig unser Lagerprogramm, nicht aufgeführte Abmessungen sind auf Anfrage lieferbar.