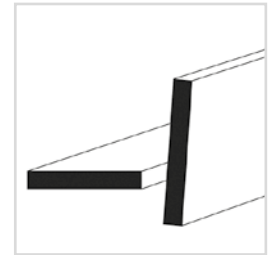
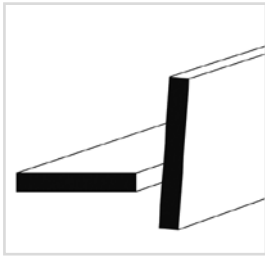


EDELSTAHL 1.4301 VOM BAND FLACH, HL 4 / 6 MTR
 EN10058/EN10088

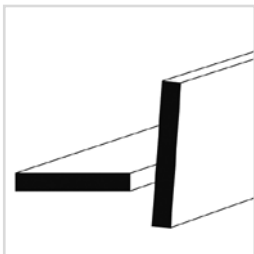
mm	mm	4 mtr	6 mtr	kg/mtr	mm	mm	4 mtr	6 mtr	kg/mtr
10,0	3,0	X		0,240	50,0	10,0		X	3,930
15,0	3,0	X		0,353	50,0	12,0		X	4,710
15,0	4,0	X		0,471	60,0	4,0		X	1,884
15,0	5,0	X		0,589	60,0	5,0		X	2,360
15,0	6,0	X		0,707	60,0	6,0		X	2,830
20,0	3,0		X	0,471	60,0	8,0		X	3,770
20,0	4,0		X	0,628	60,0	10,0		X	4,710
20,0	5,0		X	0,785	60,0	12,0		X	5,700
20,0	6,0		X	0,942	70,0	5,0		X	2,750
20,0	8,0		X	1,260	70,0	6,0		X	3,300
20,0	10,0		X	1,570	70,0	8,0		X	4,400
25,0	3,0		X	0,589	70,0	10,0		X	5,500
25,0	4,0		X	0,785	80,0	5,0		X	3,140
25,0	5,0		X	0,981	80,0	6,0		X	3,770
25,0	6,0		X	1,178	80,0	8,0		X	5,020
25,0	8,0		X	1,570	80,0	10,0		X	6,280
25,0	10,0		X	1,963	80,0	12,0		X	7,540
30,0	3,0		X	0,710	100,0	5,0		X	3,930
30,0	4,0		X	0,942	100,0	6,0		X	4,710
30,0	5,0		X	1,177	100,0	8,0		X	6,280
30,0	6,0		X	1,413	100,0	10,0		X	7,850
30,0	8,0		X	1,884	100,0	12,0		X	11,300
30,0	10,0		X	2,355	120,0	5,0		X	4,710
35,0	5,0		X	1,370	120,0	6,0		X	5,650
35,0	6,0		X	1,650	120,0	8,0		X	7,450
35,0	8,0		X	2,200	120,0	10,0		X	9,420
40,0	3,0		X	0,942	120,0	12,0		X	11,300
40,0	4,0		X	1,260	140,0	8,0		X	8,950
40,0	5,0		X	1,570	140,0	10,0		X	11,200
40,0	6,0		X	1,880	150,0	6,0		X	7,200
40,0	8,0		X	2,510	150,0	8,0		X	9,600
40,0	10,0		X	3,140	150,0	10,0		X	12,000
50,0	3,0		X	1,180	160,0	10,0		X	12,560
50,0	4,0		X	1,570	180,0	10,0		X	14,130
50,0	5,0		X	1,960	200,0	8,0		X	12,560
50,0	6,0		X	2,360	200,0	10,0		X	15,700
50,0	8,0		X	3,140	200,0	12,0		X	18,840



Wir erweitern ständig unser Lagerprogramm, nicht aufgeführte Abmessungen sind auf Anfrage lieferbar.

EDELSTAHL 1.4301 GEWALZT FLACH, HL 6 MTR
 EN10058/EN10088


mm	mm	6 mtr	kg/mtr	mm	mm	6 mtr	kg/mtr
20,0	12,0	X	1,880	50,0	30,0	X	11,800
20,0	15,0	X	2,360	60,0	15,0	X	7,070
25,0	12,0	X	2,355	60,0	20,0	X	9,420
25,0	15,0	X	2,940	60,0	30,0	X	14,100
25,0	20,0	X	4,000	60,0	40,0	X	18,840
30,0	12,0	X	2,826	80,0	15,0	X	9,420
30,0	15,0	X	3,532	80,0	20,0	X	12,600
30,0	20,0	X	4,710	80,0	30,0	X	18,800
30,0	25,0	X	5,900	80,0	40,0	X	25,120
40,0	12,0	X	3,770	100,0	15,0	X	11,800
40,0	15,0	X	4,710	100,0	20,0	X	15,700
40,0	20,0	X	6,280	100,0	25,0	X	19,600
40,0	25,0	X	7,850	100,0	30,0	X	23,600
40,0	30,0	X	9,420	100,0	40,0	X	31,400
50,0	15,0	X	5,890	120,0	15,0	X	14,100
50,0	20,0	X	7,850	120,0	20,0	X	18,800
50,0	25,0	X	9,810				

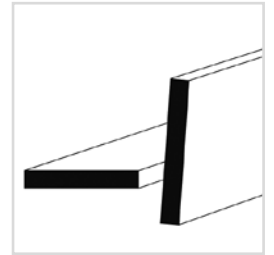
EDELSTAHL 1.4301 GESCHLIFFEN K240 FLACH, HL 6 MTR
 EN10058/EN10088


mm	mm	6 mtr	kg/mtr	mm	mm	6 mtr	kg/mtr
20,0	5,0	X	0,790	50,0	10,0	X	3,930
20,0	6,0	X	0,940	50,0	12,0	X	4,710
20,0	8,0	X	1,260	50,0	15,0	X	5,890
20,0	10,0	X	1,570	60,0	5,0	X	2,360
25,0	5,0	X	0,980	60,0	6,0	X	2,830
25,0	6,0	X	1,180	60,0	8,0	X	3,770
25,0	8,0	X	1,570	60,0	10,0	X	4,720
25,0	10,0	X	1,960	60,0	12,0	X	5,650
30,0	4,0	X	0,942	60,0	15,0	X	7,070
30,0	5,0	X	1,180	80,0	5,0	X	3,140
30,0	6,0	X	1,413	80,0	6,0	X	3,770
30,0	8,0	X	1,884	80,0	8,0	X	5,020
30,0	10,0	X	2,360	80,0	10,0	X	6,300
30,0	12,0	X	2,830	100,0	5,0	X	3,930
40,0	4,0	X	1,260	100,0	6,0	X	4,710
40,0	5,0	X	1,570	100,0	8,0	X	6,280
40,0	6,0	X	1,880	100,0	10,0	X	7,850
40,0	8,0	X	2,510	120,0	8,0	X	7,450
40,0	10,0	X	3,140	120,0	10,0	X	9,420
40,0	12,0	X	3,770	140,0	8,0	X	8,900
40,0	15,0	X	4,710	140,0	10,0	X	11,200
50,0	5,0	X	1,960	150,0	8,0	X	9,600
50,0	6,0	X	2,360	150,0	10,0	X	12,000
50,0	8,0	X	3,140				

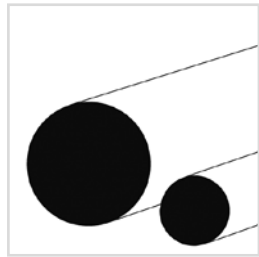
Wir erweitern ständig unser Lagerprogramm, nicht aufgeführte Abmessungen sind auf Anfrage lieferbar.

EDELSTAHL 1.4301 BLANK GEZOGEN FLACH, HL 3-4 MTR
 EN10278/EN10088

mm	mm	3 mtr	kg/mtr	mm	mm	3 mtr	kg/mtr
10,0	5,0	X	0,400	50,0	6,0	X	2,360
15,0	6,0	X	0,707	50,0	8,0	X	3,140
15,0	8,0	X	0,960	50,0	10,0	X	3,930
15,0	10,0	X	1,180	50,0	12,0	X	4,710
15,0	12,0	X	1,413	50,0	15,0	X	5,890
20,0	5,0	X	0,790	50,0	20,0	X	7,850
20,0	6,0	X	0,940	50,0	25,0	X	9,810
20,0	8,0	X	1,260	50,0	30,0	X	11,800
20,0	10,0	X	1,570	50,0	40,0	X	15,700
20,0	12,0	X	1,880	60,0	5,0	X	2,360
20,0	15,0	X	2,360	60,0	6,0	X	2,830
25,0	5,0	X	0,980	60,0	8,0	X	3,770
25,0	6,0	X	1,180	60,0	10,0	X	4,710
25,0	8,0	X	1,570	60,0	12,0	X	5,650
25,0	10,0	X	1,960	60,0	15,0	X	7,070
25,0	12,0	X	2,360	60,0	20,0	X	9,420
25,0	15,0	X	2,940	60,0	25,0	X	11,780
25,0	20,0	X	3,930	60,0	30,0	X	14,100
30,0	5,0	X	1,180	60,0	40,0	X	18,840
30,0	6,0	X	1,410	70,0	8,0	X	4,400
30,0	8,0	X	1,880	80,0	5,0	X	3,140
30,0	10,0	X	2,360	80,0	6,0	X	3,770
30,0	12,0	X	2,830	80,0	8,0	X	5,020
30,0	15,0	X	3,532	80,0	10,0	X	6,280
30,0	20,0	X	4,710	80,0	15,0	X	9,420
30,0	25,0	X	5,890	80,0	20,0	X	12,560
40,0	5,0	X	1,570	80,0	30,0	X	18,800
40,0	6,0	X	1,880	80,0	40,0	X	25,120
40,0	8,0	X	2,510	100,0	5,0	X	3,930
40,0	10,0	X	3,140	100,0	6,0	X	4,710
40,0	12,0	X	3,770	100,0	8,0	X	6,280
40,0	15,0	X	4,710	100,0	10,0	X	7,850
40,0	20,0	X	6,280	100,0	12,0	X	9,420
40,0	25,0	X	7,850	100,0	15,0	X	11,780
40,0	30,0	X	9,420	100,0	20,0	X	15,700
50,0	5,0	X	1,960	100,0	30,0	X	23,600

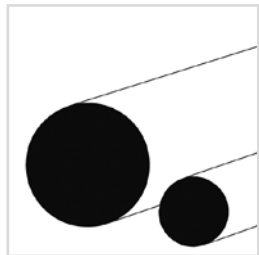


Wir erweitern ständig unser Lagerprogramm, nicht aufgeführte Abmessungen sind auf Anfrage lieferbar.


EDELSTAHL 1.4301 GEZOGEN RUND

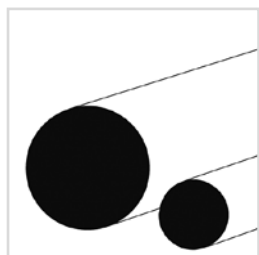
EN10278/EN10088

mm	3 mtr	6 mtr	kg/mtr	mm	3 mtr	6 mtr	kg/mtr
2,0	X		0,030	28,0	X		4,834
3,0	X		0,055	30,0	X		5,549
4,0	X		0,099	32,0	X		6,310
5,0	X		0,154	33,0	X		6,710
6,0	X		0,222	35,0	X		7,553
8,0	X	X	0,400	40,0	X		9,865
10,0	X	X	0,617	42,0	X		10,880
12,0	X	X	0,888	45,0	X		12,490
14,0	X	X	1,208	50,0	X		15,414
15,0	X	X	1,387	55,0	X		18,700
16,0	X	X	1,580	60,0	X		22,195
18,0	X		1,998	65,0	X		26,100
20,0	X	X	2,470	70,0	X		30,210
22,0	X		2,984	80,0	X		39,500
24,0	X		3,551	90,0	X		49,940
25,0	X	X	3,853	100,0	X		62,800
26,0	X		4,170				


EDELSTAHL 1.4301 GEWALZT RUND HL 4-6 MTR

EN10060/EN10088

mm	6 mtr	kg/mtr	mm	6 mtr	kg/mtr
80,0	X	39,500	140,0	X	121,000
90,0	X	49,940	150,0	X	139,000
100,0	X	62,800	160,0	X	161,000
120,0	X	88,800	180,0	X	200,000
125,0	X	96,000	200,0	X	251,000
130,0	X	104,000			

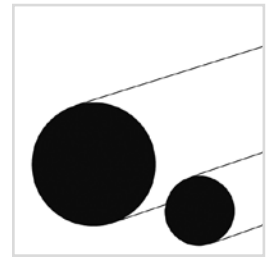

EDELSTAHL 1.4301 GESCHLIFFEN K240 RUND

mm	3 mtr	6 mtr	kg/mtr	mm	3 mtr	6 mtr	kg/mtr
8,0	X	X	0,400	15,0		X	1,387
10,0		X	0,617	16,0		X	1,578
12,0		X	0,888	20,0	X	X	2,470
14,0		X	1,208				

Wir erweitern ständig unser Lagerprogramm, nicht aufgeführte Abmessungen sind auf Anfrage lieferbar.

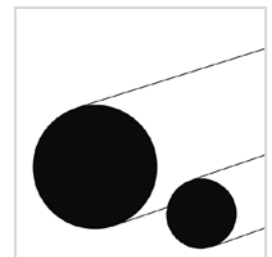
EDELSTAHL 1.4305 GEZOGEN RUND
 EN10278/EN10088

mm	3 mtr	kg/mtr	mm	3 mtr	kg/mtr
5,0	X	0,154	28,0	X	4,834
6,0	X	0,222	30,0	X	5,550
8,0	X	0,400	32,0	X	6,310
10,0	X	0,620	35,0	X	7,550
12,0	X	0,890	40,0	X	9,870
14,0	X	1,208	45,0	X	12,490
15,0	X	1,390	50,0	X	15,700
16,0	X	1,580	55,0	X	18,650
18,0	X	2,000	60,0	X	22,200
20,0	X	2,470	70,0	X	30,210
22,0	X	2,984	80,0	X	39,460
24,0	X	3,551	90,0	X	49,940
25,0	X	3,850	100,0	X	62,800
26,0	X	4,170			



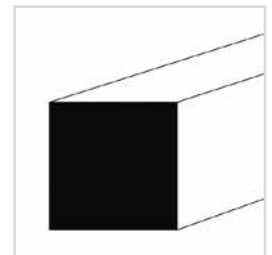
EDELSTAHL 1.4571 GEZOGEN RUND
 EN10278/EN10088

mm	3 mtr	kg/mtr	mm	3 mtr	kg/mtr
8,0	X	0,400	30,0	X	5,549
10,0	X	0,620	35,0	X	7,553
12,0	X	0,890	40,0	X	9,870
15,0	X	1,390	45,0	X	12,490
16,0	X	1,580	50,0	X	15,700
18,0	X	2,000	60,0	X	22,200
20,0	X	2,470	70,0	X	30,210
25,0	X	3,850	80,0	X	39,500



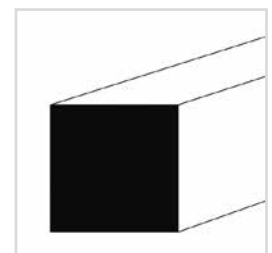
EDELSTAHL 1.4301 GEZOGEN VIERKANT
 EN10278/EN10088

mm	3 mtr	kg/mtr	mm	3 mtr	kg/mtr
6,0	X	0,283	20,0	X	3,140
8,0	X	0,502	25,0	X	5,200
10,0	X	0,785	30,0	X	7,070
12,0	X	1,130	35,0	X	9,620
14,0	X	1,540	40,0	X	12,560
15,0	X	1,766	50,0	X	20,000
16,0	X	2,010	60,0	X	28,800

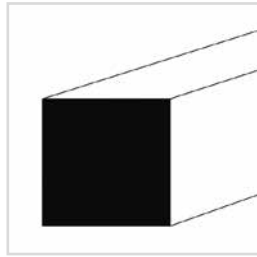


EDELSTAHL 1.4301 GEZOGEN + GESCHLIFFEN VIERKANT K240

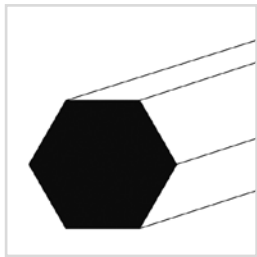
mm	3 mtr	kg/mtr	mm	3 mtr	kg/mtr
10,0	X	0,790	15,0	X	1,770
12,0	X	1,130	20,0	X	3,140



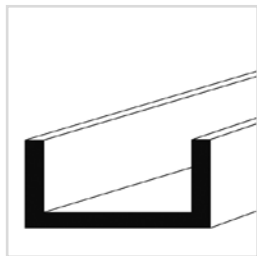
Wir erweitern ständig unser Lagerprogramm, nicht aufgeführte Abmessungen sind auf Anfrage lieferbar.


EDELSTAHL 1.4305 GEZOGEN VIERKANT
 EN10278/EN10088

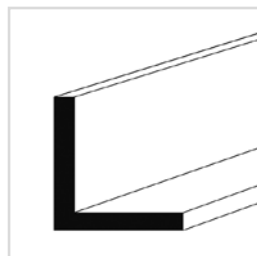
mm	3 mtr	kg/mtr	mm	3 mtr	kg/mtr
10,0	X	0,785	25,0	X	5,200
12,0	X	1,130	30,0	X	7,070
15,0	X	1,766	40,0	X	12,560
20,0	X	3,140			


EDELSTAHL 1.4301 GEZOGEN SECHSKANT
 EN10278/EN10088

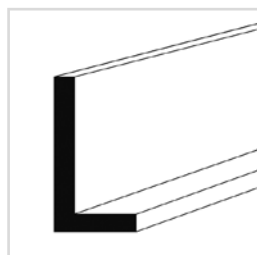
mm	3 mtr	kg/mtr	mm	3 mtr	kg/mtr
8,0	X	0,450	17,0	X	1,970
10,0	X	0,683	19,0	X	2,480
12,0	X	0,980	22,0	X	3,290
13,0	X	1,150	24,0	X	3,940
14,0	X	1,330	27,0	X	4,960


EDELSTAHL 1.4301 GEWALZT U-PROFIL
 DIN 1026/EN10088

mm	mm	mm	mm	6 mtr	kg/mtr	mm	mm	mm	mm	6 mtr	kg/mtr
40,0	20,0	3	3	X	1,800	80,0	40,0	5	5	X	5,940
60,0	30,0	6	6	X	5,100	100,0	50,0	6	6	X	8,940


EDELSTAHL 1.4301 WARMGEWALZT WINKEL GLEICHSCH.
 DIN 1028/EN10088

mm	mm	mm	6 mtr	kg/mtr	mm	mm	mm	6 mtr	kg/mtr
15,0	15,0	3	X	0,707	45,0	45,0	5	X	3,340
20,0	20,0	3	X	0,880	50,0	50,0	5	X	3,770
25,0	25,0	3	X	1,120	50,0	50,0	6	X	4,470
30,0	30,0	3	X	1,360	60,0	60,0	6	X	5,420
30,0	30,0	4	X	1,780	70,0	70,0	7	X	7,470
35,0	35,0	4	X	2,100	80,0	80,0	8	X	9,660
40,0	40,0	4	X	2,420	100,0	100,0	10	X	15,100
40,0	40,0	5	X	2,970					


EDELSTAHL 1.4301 WARMGEWALZT WINKEL UNGLEICHSCH.
 DIN 1028/EN10088

mm	mm	mm	6 mtr	kg/mtr	mm	mm	mm	6 mtr	kg/mtr
40,0	20,0	4	X	1,800	60,0	40,0	5	X	3,730
50,0	30,0	5	X	2,950	80,0	40,0	6	X	5,410
60,0	30,0	5	X	3,370	100,0	50,0	6	X	6,800

Wir erweitern ständig unser Lagerprogramm, nicht aufgeführte Abmessungen sind auf Anfrage lieferbar.